

Series 10



- **One piece unibody design**
- **Available in stainless steel only**
- **Reduced port 2000/1000 psi (by size)**
- **Threaded ends only**
- **See back for dimensions and pressure/temperature chart**



Series 10 and 20

For general industrial and
chemical applications

Investment cast

Economical compact design

Blowout proof stem

Primarily for manual use

Series 20



- **Two piece design**
- **Available in stainless steel only**
- **Full port 1000 psi**
- **Threaded ends only**
- **See back for dimensions and pressure/temperature chart**

Series 21C



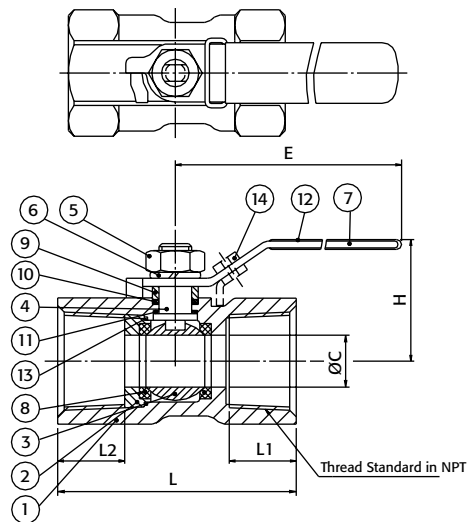
- **Two piece design**
- **Available in carbon steel only**
- **Reduced port 1000 psi**
- **Threaded ends only**
- **See back for dimensions and pressure/temperature chart**

See part number matrix for
itemized part number options
and how-to-order information.

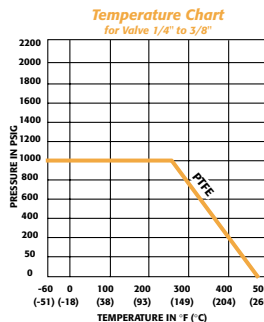
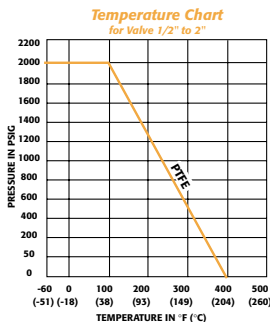


Triac Division
11363 Deerfield Rd.
Cincinnati, Ohio 45242
(513) 247-5465
FAX (513) 247-5462
e-mail: sales@a-tcontrols.com
www.a-tcontrols.com

Top View



Series 10



DIMENSIONS (IN)

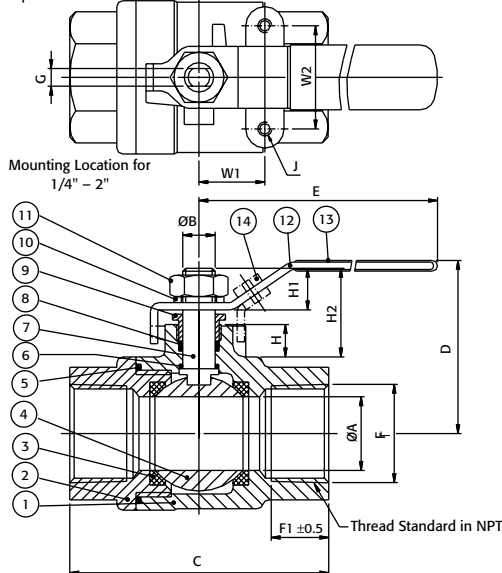
SIZE	C DIA.	E	H	L	L1	L2	W (lbs)
1/4"	0.20	2.52	1.38	1.54	0.43	0.28	0.2
3/8"	0.28	2.76	1.46	1.73	0.43	0.31	0.2
1/2"	0.36	3.54	1.73	2.24	0.63	0.55	0.4
3/4"	0.49	3.54	1.85	2.28	0.59	0.42	0.6
1"	0.59	4.06	1.97	2.80	0.69	0.67	0.9
1-1/4"	0.79	4.06	2.24	3.07	0.75	0.66	1.5
1-1/2"	0.98	5.00	2.72	3.27	0.75	0.65	1.8
2"	1.26	5.00	2.95	3.94	0.89	0.78	3.3

MATERIALS LIST

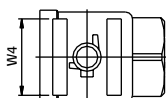
NO.	PART NAME	MATERIAL	QTY.
1	Body	CF8M	1
2	Cap	CF8M	1
3	Ball	SS 316	1
4	Stem	SS 316	1
5	Stem Nut	SS 304	1
6	Stem Washer	SS 304	1
7	Handle	SS 304	1
8	Seat	PTFE	1
9	Gland Bush	SS 304	1
10	Stem Packing	PTFE	1
11	Stem Seal	PTFE	1
12	Handle Sleeve	Vinyl	1
13	Joint Gasket	PTFE	1
14	Locking Plate	SS 304	1

Series 20

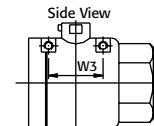
Top View



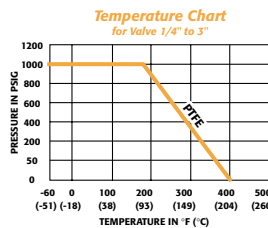
Top View



Top Mounting Location for 2-1/4" - 3"



Side Mounting Location for 2-1/2" - 3"



DIMENSIONS (IN)

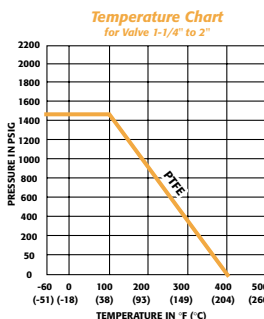
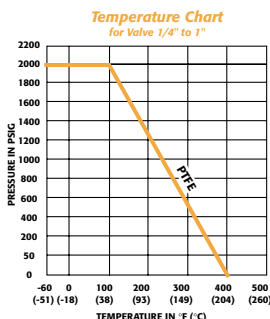
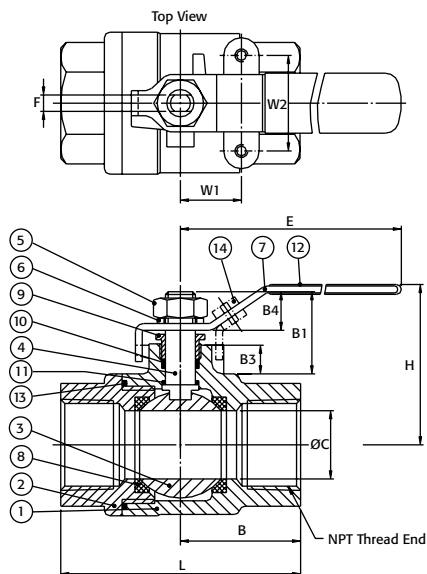
SIZE	A DIA.	B DIA.	C	D	E	F1	J	G	H	H1	W1	W2	W3	W4	W(LBS.)
1/4"	0.45	0.31	2.17	1.97	3.94	0.59	10-24 UNC	0.20	0.31	0.39	0.50	1.12	N/A	N/A	0.5
3/8"	0.49	0.31	2.17	1.97	3.94	0.59	10-24 UNC	0.20	0.31	0.39	0.50	1.12	N/A	N/A	0.5
1/2"	0.59	0.37	2.56	2.36	5.12	0.63	10-24 UNC	0.26	0.40	0.45	0.50	1.12	N/A	N/A	0.8
3/4"	0.79	0.37	2.91	2.52	5.12	0.67	10-24 UNC	0.26	0.41	0.45	0.88	1.38	N/A	N/A	1.1
1"	0.98	0.45	3.46	2.80	6.50	0.80	10-24 UNC	0.31	0.45	0.59	0.88	1.38	N/A	N/A	2.0
1-1/4"	1.26	0.45	4.02	3.07	6.50	0.87	1/4-20 UNC	0.31	0.48	0.59	1.00	1.50	N/A	N/A	2.9
1-1/2"	1.50	0.59	4.33	3.39	7.48	0.89	1/4-20 UNC	0.38	0.48	0.61	1.00	1.50	N/A	N/A	4.2
2"	1.93	0.59	4.92	3.74	7.48	1.02	1/4-20 UNC	0.38	0.37	0.61	1.00	1.50	N/A	N/A	6.9
2-1/2"	2.56	0.75	6.36	5.12	9.84	1.22	1/4-20 UNC	0.47	0.72	0.96	N/A	N/A	2.32	2.40	14.3
3"	3.15	0.75	7.01	5.83	9.84	1.34	1/4-20 UNC	0.47	0.65	0.96	N/A	N/A	2.76	2.80	20.5

MATERIALS LIST

NO.	PART NAME	MATERIAL	QTY.
1	Body	CF8M	1
2	End Cap	CF8M	1
3	Ball	SS 316	1
4	Seat	PTFE	2
5	Joint Gasket	PTFE	1
6	Stem Seal	PTFE	1
7	Stem	SS 316	1
8	Stem Packing	PTFE	§
9	Gland Nut	SS 304	1
10	Stem Washer	SS 304	1
11	Stem Nut	SS 304	1
12	Handle	SS 304	1
13	Handle Sleeve	Vinyl	1
14	Locking Plate	SS 304	1

§ For 1/4" and 3/8" regular 1 pc. stem packing is used instead. For 1/2" and 3" 1 set of V-Ring packing consists of 2 pcs. of V-Ring

Series 21C



DIMENSIONS (IN)

SIZE	B	B1	B3	B4	C DIA.	E	F	H	L	W1	W2	LBS
1/4"	1.08	0.72	0.24	0.46	0.37	3.94	0.20	1.97	2.01	0.50	1.12	0.5
3/8"	1.08	0.72	0.24	0.46	0.46	3.94	0.20	1.97	2.01	0.50	1.12	0.5
1/2"	1.28	0.93	0.31	0.46	0.49	3.94	0.20	1.97	2.40	0.50	1.12	0.6
3/4"	1.48	0.98	0.43	0.46	0.59	5.12	0.26	2.09	2.68	0.88	1.38	1.0
1"	1.71	1.00	0.35	0.46	0.79	5.12	0.26	2.52	3.27	0.88	1.38	1.5
1-1/4"	2.01	1.32	0.51	0.60	0.98	6.50	0.31	2.60	3.54	0.88	1.38	2.4
1-1/2"	2.17	1.22	0.35	0.60	1.26	6.50	0.31	3.11	4.09	1.00	1.50	3.3
2"	2.48	1.24	0.35	0.65	1.50	7.48	0.38	3.27	4.61	1.00	1.50	5.1

MATERIALS LIST

NO.	PART NAME	MATERIAL	QTY.
1	Body	WCB	1
2	EndCap	WCB	1
3	Ball	SS 316	1
4	Stem	SS 316	1
5	Stem Nut	SS 304	1
6	Stem Washer	SS 304	1
7	Handle	SS 304	1
8	Seat	PTFE	2
9	Gland Nut	SS 304	1
10	V-Ring Packing	PTFE	§
11	Stem Seal	PTFE	1
12	Handle Sleeve	Vinyl	1
13	Joint Gasket	PTFE	1
14	*Locking Device	SS 304	1

§ For 1/4" and 3/8" regular 1 pc. stem packing is used instead. For 1/2" and 2" 1 set of V-Ring packing consists of 2 pcs. of V-Ring
* Available as option

